

MYGOV.SCOT ASSETS

Design Guide for Developers



Contents

Click on the options below for further information:



Typography

The mygov.scot font is Roboto, this is an open source, licence free font which can be downloaded from:

<https://fonts.google.com/specimen/Roboto>

The Scottish Government GitHub includes all of the resources you need to emulate mygov.scot type styles. Links to each of the relevant files are included below:

Typography Styling Variables

This includes all default values, pixel sizes for type on different devices and weights:

https://github.com/scottishgovernment/mygov-assets/blob/master/scss/settings/_settings.type.scss

Typography Partials

Additional styling including line height and margin spacing can be found for the following styles (blockquote, body, header-emphasis, header, leader, links, lists and small) at:

<https://github.com/scottishgovernment/mygov-assets/tree/master/scss/base/type>

Partials have a dependency on the Typography Styling Variables so will need to be used in combination.

Roboto

base font size - 16px default

base line height - 7px default

```
$font__default: Roboto,  
'Helvetica Neue', Helvetica,  
Arial, sans-serif;
```

Font weights we use are shown here:

```
/**  
 * Font weights  
 */  
$lighter: 300 !default;  
$normal: 400 !default;  
$semibold: 500 !default;  
$bold: 700 !default;  
$heavy: 900 !default;
```

The default font sizes for the different type styles that we use on Mygov.scot are shown here:

```
$base-milli-size: 14px !default;  
$base-h1-size: 28px !default;  
$base-h2-size: 21px !default;  
$base-h3-size: $base-font-size !default;  
$base-h4-size: $base-font-size !default;  
$base-h5-size: $base-font-size !default;  
$base-leader-size: 19px !default;  
$base-lineheight: $base-line-height * 3 !default;
```



Pixel sizes for different devices can be found in the **Base Type Styles File** at:

https://github.com/scottishgovernment/mygov-assets/blob/master/scss/settings/_settings.type.scss

Palette

<p>Darker blue</p> <p>#002d54</p> <p>(rgb: 0, 45, 84)</p>	<p>Dark blue</p> <p>#00437e</p> <p>(rgb: 0, 67, 126)</p>	<p>Primary blue</p> <p>#0065bd</p> <p>(rgb: 0, 101, 189)</p>
<p>Light blue</p> <p>#d9effc</p> <p>(rgb: 217, 239, 252)</p>	<p>Lighter blue</p> <p>#e5f0f8</p> <p>(rgb: 229, 240, 248)</p>	<p>Dark grey</p> <p>#333</p> <p>(rgb: 51, 51, 51)</p>
<p>Base grey</p> <p>#727272</p> <p>(rgb: 114, 114, 114)</p>	<p>Mid grey</p> <p>#b3b3b3</p> <p>(rgb: 179, 179, 179)</p>	<p>Pale grey</p> <p>#e3e3e3</p> <p>(rgb: 227, 227, 227)</p>
<p>Light grey</p> <p>#ebebeb</p> <p>(rgb: 235, 235, 235)</p>	<p>Lighter grey</p> <p>#f8f8f8</p> <p>(rgb: 248, 248, 248)</p>	<p>Error red</p> <p>#d32205</p> <p>(rgb: 211, 34, 5)</p>
<p>Error red tint</p> <p>#f4e2df</p> <p>(rgb: 244, 226, 223)</p>	<p>Validation green</p> <p>#4e9d52</p> <p>(rgb: 78, 157, 82)</p>	<p>Validation green tint</p> <p>#edf5ee</p> <p>(rgb: 237, 245, 238)</p>
<p>Notification yellow</p> <p>#ffb644</p> <p>(rgb: 255, 182, 68)</p>	<p>Notification yellow tint</p> <p>#fff8ec</p> <p>(rgb: 255, 248, 236)</p>	

```
// Palette
$color__white: #ffffff !default;
$color__black: #000000 !default;

$color__white--selected: rgba(red($color__white), green($color__white),
blue($color__white), 0.65) !default;

$color__blue--lighter: #e5f0f8 !default;
$color__blue--light: #d9effc !default;
$color__blue--base: #0065bd !default;
$color__blue--dark: #00437e !default;
$color__blue--darker: #002d54 !default;

$color__grey--lighter: #f8f8f8 !default;
$color__grey--light: #ebebeb !default;
$color__grey--pale: #e3e3e3 !default;
$color__grey--medium: #b3b3b3 !default;
$color__grey--base: #727272 !default;
$color__grey--dark: #333333 !default;

$color__red--base: #d32205 !default;
$color__gold--base: #ffb644 !default;
$color__green--base: #4e9d52 !default;
$color__green--dark: #458c49;
$color__orange--base: #e87621 !default; // used for ppt icon
```

Colour Styling Variables

This includes all colour values, including type and object background colours:

https://github.com/scottishgovernment/mygov-assets/blob/master/scss/settings/_settings.colors.scss

Iconography

We are adopting the suite of Google Material Design icons which are published under an Apache licence making them free to use, modify and circulate. Material Design icons have a consistent style and an extensive range that is regularly updated with new symbols.

The icons come in a range of flexible formats including:

- SVG files
- A Github repository
- A web font glyph set

Material Design icons can be downloaded from the Material Design site at:

<http://google.github.io/material-design-icons/>


Images and Icons

You can access our current image and icon assets in Github at:

<https://github.com/scottishgovernment/my-gov-assets/tree/master/images/icons>

Sizing

We use a standard size of 42px x 42px for icons but judgement should be employed to gauge size based on the use case. For mobile devices minimum tap spaces in line with best practice should be observed.




Form Fields

Form styling including background to forms, labelling and spacing can be found here: https://github.com/scottishgovernment/my-gov-assets/blob/master/scss/base/_base_forms.scss

Forms fields should be used together with validation and error playback.

Form Field Sizing

Fields will vary in width depending on the viewport size and information captured, our default height for text fields is 42px.



Borders

Form fields have a standard border which changes when the field is selected, triggering the focus state.

```
textarea {
  border: 1px solid $field__border-color;
  border-radius: 0;
  font-size: $field__font-size;
  min-width: 100%;
  padding: 13px 12px;
  line-height: 21px;
  margin-top: 7px;
  display: block;

  &:focus {
    border: 2px solid $field__border-color--focus;
    background: $color__blue--lighter;
    outline: none;
  }
}
```

```
$field__border-color: $color__grey--base !default;
$field__border-color--focus: $color__blue--base !default;
$field__font-size: 16px !default; // anything lower causes iOS
to zoom on focus
$field__font-family: Helvetica, Arial, sans-serif !default; //
IE8 & IE9 don't like custom fonts on SELECT elements
}
```

Buttons

Button sizes will vary depending on the use case but all of our buttons follow a pattern for default, hover and active states which is shown in the image here.



Button padding and border defaults:

```
$button__padding-x: 15px !default;  
$button__padding-x--large: 40px !default;  
$button__padding-y: 17px !default;  
$button__secondary-border-width: 2px !default;  
$button__secondary-border-width--active: 3px !default;  
$external-link__excluded-sites: () !default;
```

Basic button styling:

```
.button {  
  background-color: $color__blue--base;  
  border: 0;  
  border-radius: 0;  
  color: $color__white;  
  display: inline-block;  
  font-size: $base-font-size + 1px;  
  font-weight: 700;  
  line-height: 21px;  
  margin: 35px 0;  
  min-height: 56px;  
  outline-width: 0;  
  padding: $button__padding-y $button__padding-x;  
  position: relative;  
  text-align: center;  
  text-decoration: none;  
  vertical-align: top;
```

You can access all of our button assets on Github including HTML for the range of buttons we use and all states at:

https://github.com/scottishgovernment/mygov-assets/blob/master/scss/base/_base.buttons.scss

Button content continues on next page →

Buttons

Basic button alternative states:

```
    transition: outline-color $transi-
tion-out-time, background-color $transi-
tion-out-time, color $transition-out-time;

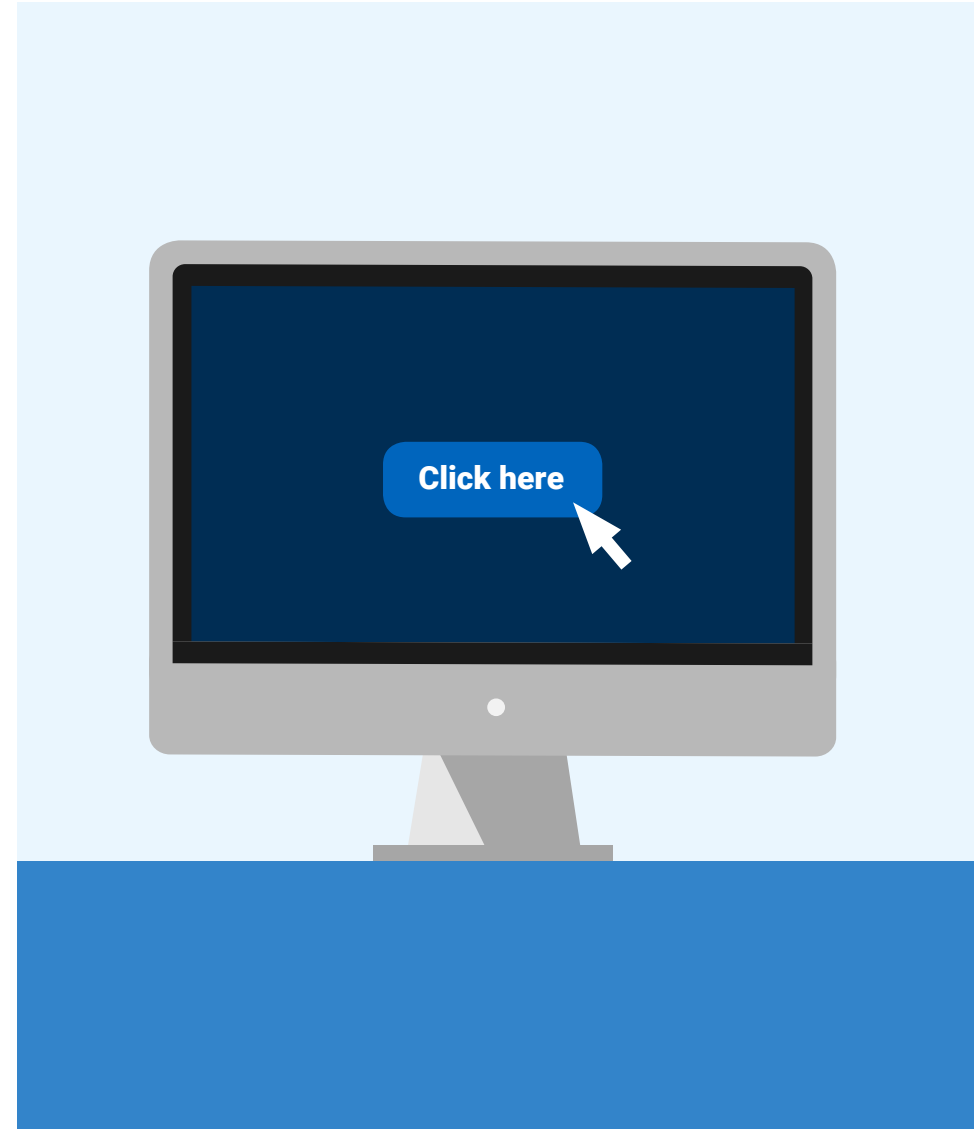
    &:focus {
        color: $color__white;
        background-color: $color__blue--dark;
    }

    &:hover {
        transition-duration: $transition-in-time;
        color: $color__white;
    }

    &:active {
        color: rgba(red($color__white),
green($color__white), blue($color__white), 0.65);
        outline: 0;

        transition-duration: 0s;
    }

    &[disabled] {
        cursor: not-allowed;
        opacity: 0.25;
        pointer-events: none;
    }
}
```



Further Resources

Resources

Any guidance we produce is posted to our Resources site at:

<https://resources.mygov.scot>

This is also where we will be adding ready to use components for our pattern library as work progresses on this.

Accessibility

The WC3 Web Accessibility Initiative provides information and tutorials on how to build-components that conform to inclusive design standards.

Get started with accessibility:

<https://www.w3.org/WAI/tips/developing/>

Web accessibility tutorials:

<https://www.w3.org/WAI/tutorials/>

Contact Us

A Social Security Slack channel has been set up for questions related to design and UX:

sgssdesignux.slack.com

Contact Sarah Wright to be added to this channel at: Sarah.Wright@gov.scot

Please note that multiple suppliers use this channel so no commercially sensitive information should be posted on this.



Design Guide for Developers



SGD00030

Designed in-house by the
Scottish Government
Digital Directorate

Published - 2018

This resource is available in alternative formats. Please contact us to make a request detailing your requirements.